

ROBUS®

COMMERCIAL

DALLAS EXPRESS LED CCT3 BACKLIT PANEL

20W/28W/32W, 28W/32W/36W/40W, IP20



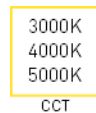

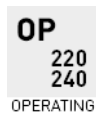
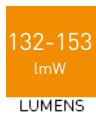
PRODUCT INFORMATION DOCUMENT

FEATURES

- The new DALLAS EXPRESS is our first multiwattage panel range allowing to select between three powers and lumen outputs to suit any application requirements
- Allows compliance with project requirements for Low Glare in offices or classrooms and all other parts of the building.
- Available as UGR<22 and UGR<19
- Very high efficacy exceeding 130 lumens per circuit watt
- Emergency pack available providing high lumen light output on mains failure
- Includes mounting point for a safety strap
- Uses Backlit luminaire construction design

CONSTRUCTION

- White powder coated aluminium frame
- Polystyrene TPa rated diffuser



Product Code: Standard	RDLX60	RDLX60UGR	RDLX312UGR	RDLX612UGR
Comparable to:	4x18W T8	4x18W T8	2x36W T8	4x36W T8
Total Power (W):	19.1/26.5/30.4	19.9/27.5/31.6	20.5/26.9/31.2	28.8/32.2/35.9/39.3
Power Factor:	0.9	0.9	0.95	0.95
Total Light Output (lm):	2700/3780/4280	2660/3680/4170	2720/3600/4130	4420/4870/5380/5820
Total Emergency Light Output (lm):	NA	NA	NA	NA
Efficacy (lm/cctW):	142/142/141	134/134/132	133/134/132	153/151/149/148
Beam Angle (deg):	110	90	90	90
Lux at 1m (lux):	920/190/1460	1300/1790/2030	1430/1890/2170	2320/2550/2820/3050
Emergency Lux at 1m (lux):	NA	NA	NA	NA
CCT (K):	3000/4000/5000	3000/4000/5000	3000/4000/5000	3000/4000/5000
CRI:	80	80	80	80
IP:	20	20	20	20
Operation Temperature (°C):	-20 ≤ Ta ≤ +40	-20 ≤ Ta ≤ +40	-20 ≤ Ta ≤ +40	-20 ≤ Ta ≤ +40
Inrush Current:	6.4A/12us	7.7A/14us	2A/3.6us	6.8A/4.56us
R _G Value:	0	0	0	0
SDCM:	6	6	6	6
P _{st} LM:	NA	NA	NA	NA
SVM:	NA	NA	NA	NA
Energy Class:	D	D	D	D
Rated Life to L70B50 (Hrs):	50000	50000	50000	50000
Dimensions LxWxH (mm):	595x595x34	595x595x34	1195x295x32	1195x595x32
Weight (kg):	1.39	1.67	1.75	4.19

Separate Control Gear Information

Type of Light Source:	LED	LED	LED	LED
Full Load Efficiency (%):	89	89	89	94
P _{NET} (W):	NA	NA	NA	NA
Dimensions (mm):	170x40x25	170x40x25	170x40x25	177x65x30

Product is certified to all the relevant standards.

Please contact our technical department for market specific compliances.

PLEASE NOTE: INFORMATION IN THIS DOCUMENT MAY BE SUBJECT TO CHANGE WITHOUT PRIOR NOTICE

IRE: TEL: +353 1 709 9000
 UK: TEL: 0800 973 220
 AUS: TEL: +61 7 3890 5444
 NZ: TEL: +64 03 668 5285

WEB: ROBUS.COM
 WEB: ROBUS.COM
 WEB: ROBUS.COM.AU
 WEB: ROBUSLED.CO.NZ

LED GROUP EUROPE · UK · AUSTRALIA · NEW ZEALAND · ASIA · MIDDLE EAST · AFRICA

DALLAS EXPRESS LED CCT3 BACKLIT PANEL

20W/28W/32W, 28W/32W/36W/40W,
IP20

Cone Illuminance Diagram

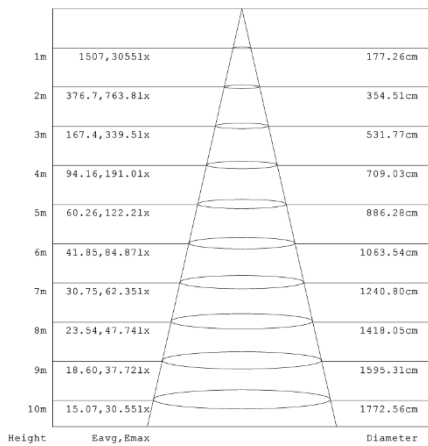
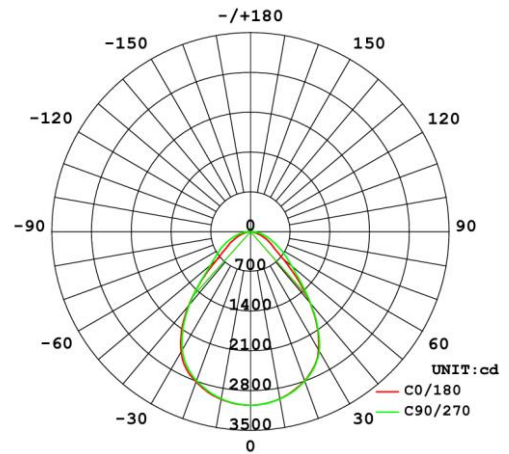
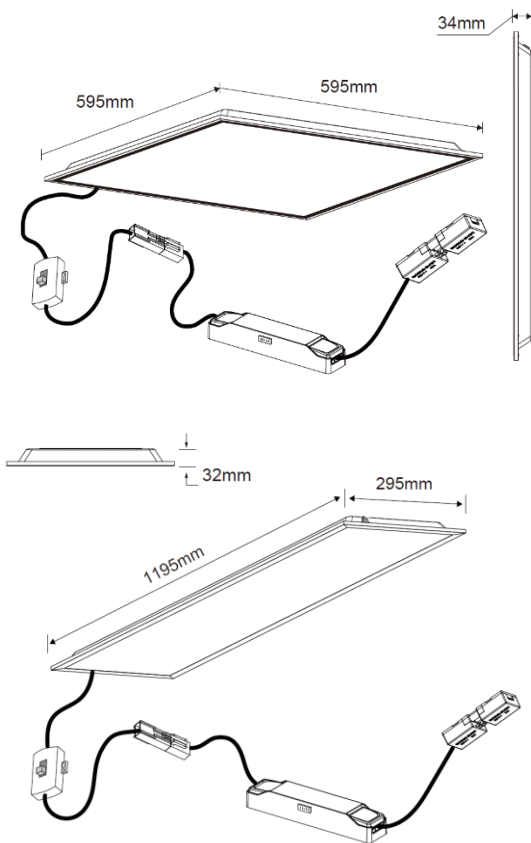


Diagram for RDLX612UGR-01 at 40W 4000K. Other diagrams available on request

Polar Intensity Diagram



Dimension Diagram



Accessories

- R3EMPK4-PSU 3 Hour Emergency Pack with LiFePO4 Battery
- HED2040-D 1-10V, DALI and Push dim driver available
- RDLSST Safety Strap kit for DALLAS Panels
- RDL6060SF-01 Surface Mount Box Kit for 600x600 panel
White 70mm deep Flat Pack
- RDLSUS-4W 1.5m Stainless Steel Suspension Kit

PLEASE NOTE: INFORMATION IN THIS DOCUMENT MAY BE SUBJECT TO CHANGE WITHOUT PRIOR NOTICE

IRE: TEL: +353 1 709 9000
 UK: TEL: 0800 973 220
 AUS: TEL: +61 7 3890 5444
 NZ: TEL: +64 03 668 5285

WEB: ROB.US.COM
 WEB: ROB.US.COM
 WEB: ROB.US.COM.AU
 WEB: ROB.US.LED.CO.NZ

LED GROUP EUROPE · UK · AUSTRALIA · NEW ZEALAND · ASIA · MIDDLE EAST · AFRICA