


UK 6 N - Feed-through terminal block



3004524

<https://www.phoenixcontact.com/ie/products/3004524>

Please be informed that the data shown in this PDF document is generated from our online catalog. Please find the complete data in the user documentation. Our general terms of use for downloads are valid.



Feed-through terminal block, nom. voltage: 800 V, nominal current: 41 A, number of connections: 2, connection method: Screw connection, Rated cross section: 6 mm², cross section: 0.2 mm² - 10 mm², mounting type: NS 35/7,5, NS 35/15, NS 32, color: gray

Your advantages

- All universal terminal blocks in the UK... series can also be used in the Ex e area according to IEC/EN 60079 as standard
- The corresponding EC-type examination numbers for Ex approval can be found in the technical connection data

Commercial data

Item number	3004524
Packing unit	50 pc
Minimum order quantity	50 pc
Sales key	BE
Product key	BE1211
Catalog page	Page 460 (C-1-2019)
GTIN	4017918090821
Weight per piece (including packing)	13.49 g
Weight per piece (excluding packing)	13.014 g
Customs tariff number	85369010
Country of origin	DE

UK 6 N - Feed-through terminal block



3004524

<https://www.phoenixcontact.com/ie/products/3004524>

Technical data

Product properties

Product type	Feed-through terminal block
Product family	UK
Number of connections	2
Number of rows	1
Potentials	1

Insulation characteristics

Overvoltage category	III
Degree of pollution	3

Electrical properties

Rated surge voltage	8 kV
Maximum power dissipation for nominal condition	1.31 W

Connection data

Number of connections per level	2
Nominal cross section	6 mm ²

Level 1 above 1 below 1

Screw thread	M4
Tightening torque	1.5 ... 1.8 Nm
Stripping length	10 mm
Internal cylindrical gage	A5
Connection in acc. with standard	IEC 60947-7-1
Conductor cross section rigid	0.2 mm ² ... 10 mm ²
Cross section AWG	24 ... 8 (converted acc. to IEC)
Conductor cross section flexible	0.2 mm ² ... 6 mm ²
Conductor cross section, flexible [AWG]	24 ... 10 (converted acc. to IEC)
Conductor cross-section flexible (ferrule without plastic sleeve)	0.25 mm ² ... 6 mm ²
Flexible conductor cross section (ferrule with plastic sleeve)	0.25 mm ² ... 6 mm ²
Cross-section with insertion bridge, rigid	4 mm ²
Cross-section with insertion bridge, flexible	4 mm ²
2 conductors with same cross section, solid	0.2 mm ² ... 2.5 mm ²
2 conductors with same cross section, flexible	0.2 mm ² ... 2.5 mm ²
2 conductors with same cross section, flexible, with ferrule without plastic sleeve	0.25 mm ² ... 1.5 mm ²
2 conductors with the same cross section, flexible, with TWIN ferrule with plastic sleeve	0.5 mm ² ... 4 mm ²
Nominal current	41 A
Maximum load current	57 A (with 10 mm ² conductor cross section)
Nominal voltage	800 V
Nominal cross section	6 mm ²

UK 6 N - Feed-through terminal block



3004524

<https://www.phoenixcontact.com/ie/products/3004524>

Ex data

Rated data (ATEX/IECEX)

Identification	⊕ II 2 GD Ex eb IIC Gb
Operating temperature range	-60 °C ... 110 °C
Ex-certified accessories	3003020 D-UK 4/10
	3006027 D-UK 16
	3003224 ATP-UK
	1205066 SZS 1,0X4,0 VDE
	1201442 E/UK
List of bridges	Fixed bridge / FB 2- 8-EX / 3029224
	Fixed bridge / FB 10- 8-EX / 3003185
Bridge data	37.5 A (6 mm ²)
List of bridges	Fixed bridge / FBI 10- 8-EX / 0711700
Bridge data	39.5 A (6 mm ²)
Ex temperature increase	40 K (47 A / 6 mm ²)
Rated voltage	690 V
for bridging with bridge	690 V
Rated insulation voltage	630 V
output	(Permanent)

Ex level General

Rated current	41 A
Maximum load current	51 A
Contact resistance	0.16 mΩ

Ex connection data General

Torque range	1.5 Nm ... 1.8 Nm
Nominal cross section	6 mm ²
Rated cross section AWG	10
Connection capacity rigid	0.2 mm ² ... 10 mm ²
Connection capacity AWG	24 ... 8
Connection capacity flexible	0.2 mm ² ... 6 mm ²
Connection capacity AWG	24 ... 10
2 conductors with same cross section, solid	0.2 mm ² ... 1.5 mm ²
2 conductors with the same cross-section AWG rigid	24 ... 16
2 conductors with same cross section, stranded	0.2 mm ² ... 1.5 mm ²
2 conductors with the same cross-section AWG flexible	24 ... 16

Dimensions

Width	8.2 mm
End cover width	1.8 mm
Height	42.5 mm
Depth on NS 32	52 mm
Depth on NS 35/7,5	47 mm

UK 6 N - Feed-through terminal block



3004524

<https://www.phoenixcontact.com/ie/products/3004524>

Depth on NS 35/15	54.5 mm
-------------------	---------

Material specifications

Color	gray (RAL 7042)
Flammability rating according to UL 94	V0
Insulating material group	I
Insulating material	PA
Static insulating material application in cold	-60 °C
Temperature index of insulation material (DIN EN 60216-1 (VDE 0304-21))	130 °C
Relative insulation material temperature index (Elec., UL 746 B)	130 °C
Fire protection for rail vehicles (DIN EN 45545-2) R22	HL 1 - HL 3
Fire protection for rail vehicles (DIN EN 45545-2) R23	HL 1 - HL 3
Fire protection for rail vehicles (DIN EN 45545-2) R24	HL 1 - HL 3
Fire protection for rail vehicles (DIN EN 45545-2) R26	HL 1 - HL 3
Calorimetric heat release NFPA 130 (ASTM E 1354)	28 MJ/kg
Surface flammability NFPA 130 (ASTM E 162)	passed
Specific optical density of smoke NFPA 130 (ASTM E 662)	passed
Smoke gas toxicity NFPA 130 (SMP 800C)	passed

Electrical tests

Surge voltage test

Test voltage setpoint	9.8 kV
Result	Test passed

Temperature-rise test

Requirement temperature-rise test	Increase in temperature \leq 45 K
Result	Test passed
Short-time withstand current 6 mm ²	0.72 kA
Result	Test passed

Power-frequency withstand voltage

Test voltage setpoint	2 kV
Result	Test passed

Mechanical properties

Mechanical data

Open side panel	Yes
-----------------	-----

Mechanical tests

Mechanical strength

Result	Test passed
--------	-------------

Attachment on the carrier

DIN rail/fixing support	NS 32/NS 35
-------------------------	-------------

UK 6 N - Feed-through terminal block



3004524

<https://www.phoenixcontact.com/ie/products/3004524>

Test force setpoint	5 N
Result	Test passed

Environmental and real-life conditions

Needle-flame test

Time of exposure	30 s
Result	Test passed

Ambient conditions

Ambient temperature (operation)	-60 °C ... 110 °C (Operating temperature range incl. self-heating; for max. short-term operating temperature, see RTI Elec.)
Ambient temperature (storage/transport)	-25 °C ... 60 °C (for a short time, not exceeding 24 h, -60 °C to +70 °C)
Ambient temperature (assembly)	-5 °C ... 70 °C
Ambient temperature (actuation)	-5 °C ... 70 °C
Permissible humidity (operation)	20 % ... 90 %
Permissible humidity (storage/transport)	30 % ... 70 %

Standards and regulations

Connection in acc. with standard	IEC 60947-7-1
----------------------------------	---------------

Mounting

Mounting type	NS 35/7,5
	NS 35/15
	NS 32

UK 6 N - Feed-through terminal block

3004524

<https://www.phoenixcontact.com/ie/products/3004524>



Drawings

Circuit diagram



UK 6 N - Feed-through terminal block



3004524

<https://www.phoenixcontact.com/ie/products/3004524>

Approvals

To download certificates, visit the product detail page: <https://www.phoenixcontact.com/ie/products/3004524>

DNV Approval ID: TAE00001CT				
---------------------------------------	--	--	--	--

CSA Approval ID: 13631				
	Nominal voltage U_N	Nominal current I_N	Cross section AWG	Cross section mm^2
	600 V	50 A	26 - 8	-

IECEE CB Scheme Approval ID: NL-65053				
	Nominal voltage U_N	Nominal current I_N	Cross section AWG	Cross section mm^2
	800 V	41 A	-	- 6

cULus Recognized Approval ID: E60425				
	Nominal voltage U_N	Nominal current I_N	Cross section AWG	Cross section mm^2
Use group B				
	600 V	50 A	26 - 8	-
Multi-conductor connection	600 V	50 A	18 - 12	-
Use group C				
	600 V	50 A	26 - 8	-
Multi-conductor connection	600 V	50 A	18 - 12	-
Use group F				
	800 V	50 A	26 - 8	-
Multi-conductor connection	800 V	50 A	18 - 12	-

KEMA-KEUR Approval ID: 71-119849				
	Nominal voltage U_N	Nominal current I_N	Cross section AWG	Cross section mm^2
	800 V	41 A	-	- 6

LR Approval ID: 96/20013				
	Nominal voltage U_N	Nominal current I_N	Cross section AWG	Cross section mm^2
	800 V	41 A	-	- 6


UK 6 N - Feed-through terminal block



3004524


<https://www.phoenixcontact.com/ie/products/3004524>

ClassNK NK
Approval ID: 09 ME 141


 **ATEX**
Approval ID: KEMA98ATEX1651U

 **cUL Recognized**
Approval ID: E192998

	Nominal voltage U_N	Nominal current I_N	Cross section AWG	Cross section mm^2
	600 V	50 A	26 - 8	-


 **GL**
Approval ID: 98876-96 HH

	Nominal voltage U_N	Nominal current I_N	Cross section AWG	Cross section mm^2
EEx e II part certificate	690 V	43.5 A	-	- 6

 **IECEx**
Approval ID: IECEx KEM 06.0034U

 **UL Recognized**
Approval ID: E192998

	Nominal voltage U_N	Nominal current I_N	Cross section AWG	Cross section mm^2
	600 V	50 A	26 - 8	-

 **CCC**
Approval ID: 2020322313000623

 **DNV GL-EX**
Approval ID: TAE00003K6

	Nominal voltage U_N	Nominal current I_N	Cross section AWG	Cross section mm^2
EEx e II part certificate	440 V	32 A	-	- 2.5

cULus Recognized

UK 6 N - Feed-through terminal block



3004524

<https://www.phoenixcontact.com/ie/products/3004524>

Classifications

ECLASS

ECLASS-11.0	27141120
ECLASS-13.0	27250101

ETIM

ETIM 9.0	EC000897
----------	----------

UNSPSC

UNSPSC 21.0	39121400
-------------	----------

UK 6 N - Feed-through terminal block



3004524

<https://www.phoenixcontact.com/ie/products/3004524>

Environmental product compliance

EU RoHS

Fulfills EU RoHS substance requirements	Yes
Exemption	6(c)

China RoHS

Environment friendly use period (EFUP)	EFUP-50
	An article-related China RoHS declaration table can be found in the download area for the respective article under "Manufacturer declaration". For all articles with EFUP-E, no China RoHS declaration table issued and required.

EU REACH SVHC

REACH candidate substance (CAS No.)	Lead(CAS: 7439-92-1)
SCIP	cc35c097-ca0f-4d16-959f-5673b5d8c693

Phoenix Contact 2025 © - all rights reserved

<https://www.phoenixcontact.com>

Phoenix Contact (Ireland) Ltd
C6 The Exchange, Calmount Park, Ballymount
Dublin 12, D12 XE18
+353/1/2051-300
info@phoenixcontact.ie